



PROFI<sup>®</sup>  
BUS

PROFI<sup>®</sup>  
NET

  
**SCHILDKNECHT**  
SMART DATA COMMUNICATION

**WIRELESS 101**  
RADIO DATA TRANSMISSION EXPLAINED



## 35 Years Schildknecht AG

Experience and Reliability

For 35 years [Schildknecht AG](#) has been a manufacturer and system provider for industrial radio solutions. Our core competence is to provide safe and robust radio communications, as can be found in many applications such as, crane operation, water, cement and paper & pulp industries, for lifting tools, elevators and cable cars and on automatic guided vehicles. To fulfill these requirements we have developed the product family [DATAEAGLE](#) for industrial radio applications applying available radio technologies such as [Bluetooth](#) or [WLAN](#).

Our unique solutions for [PROFIBUS](#) and [PROFINET](#) wireless are patent-registered and also offer [PROFIsafe wireless](#) and [explosion-proof ATEX certification](#). As system providers for [remote maintenance](#), [telemetry](#) and [M2M](#) Schildknecht AG designs individual business models in the context of [IoT](#) and [Industry 4.0](#) with and for our clients.

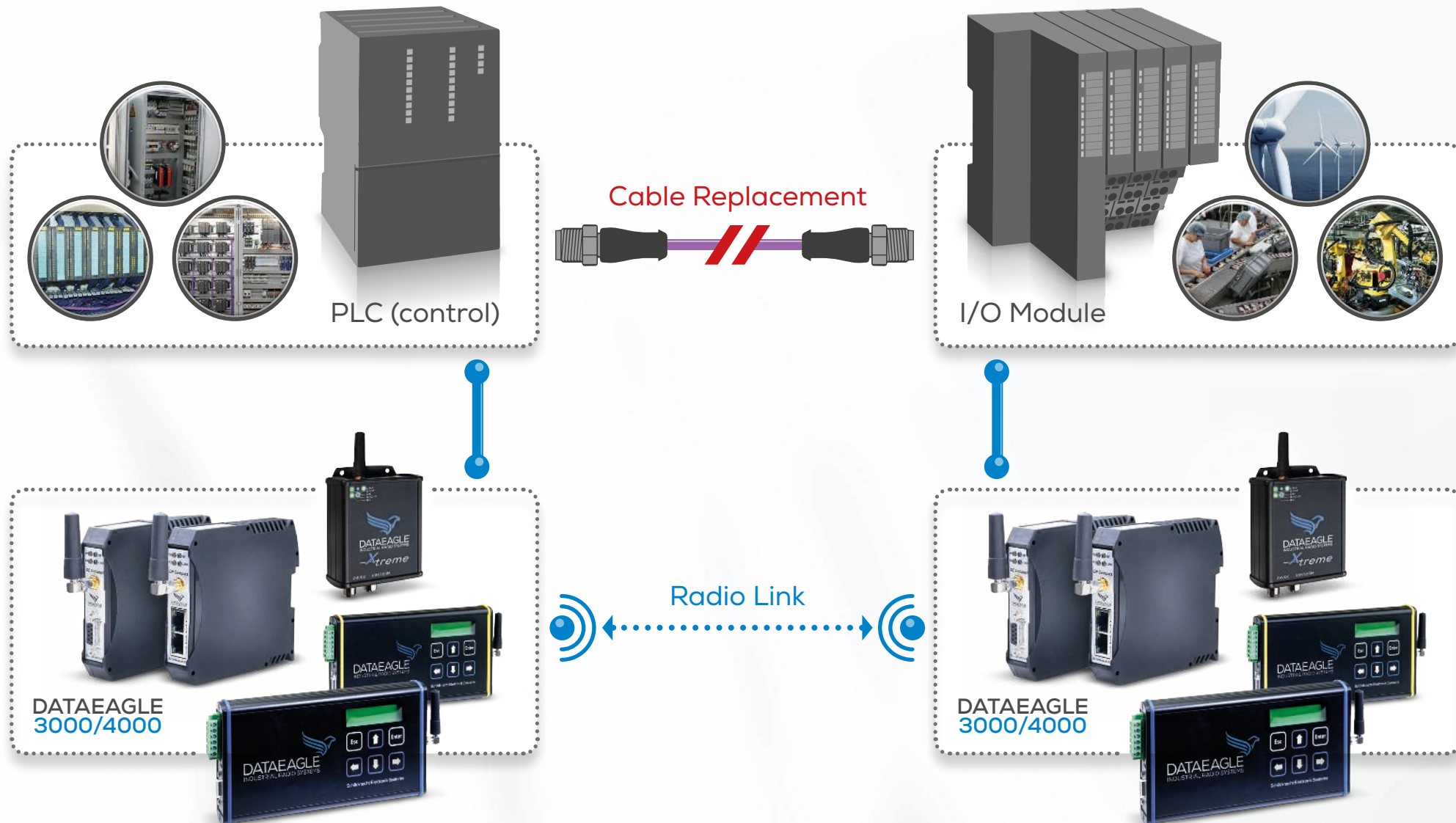






## Radio instead of Cable

Robust Wireless Data Transmission





# Radio Solution DATAEAGLE 3000 and 4000

## State of the Art

Different **DATAEAGLE** radio models are available with **IP20 and IP65** protection class, as well as optional configuration and diagnostic functions.



### COMPACT

Suitable for installation in control cabinets.  
**Little space requirement** – due to the compact design.



### CLASSIC

Suitable for installation in control cabinets.  
The **integrated display and control panel** provides configuration and diagnostic options.



### X-TREME

Suitable for installations inside and outside.  
**High protection** class allows operation in harsh environmental conditions.



## Your Benefit

### PROFIBUS and PROFINET data transmission

DATAEAGLE 3000 and 4000 were developed specially for transparent transmissions of PROFIBUS DP and PROFINET IO respectively, using various radio technologies. All devices with a PROFIBUS DP or PROFINET IO interface can be operated via radio with DATAEAGLE.

- ✓ The patent-registered filter technology allows a highly reliable and fail-safe radio link
- ✓ DATAEAGLE 3000 series – PROFIBUS DP interface
- ✓ DATAEAGLE 4000 series – PROFINET IO interface
- ✓ PROFIsafe mode for all devices with PROFIBUS DP and PROFINET IO
- ✓ No modifications in the control project or the settings are required – Plug and Play
- ✓ Range of up to 3 km depending on radio technology and environmental conditions
- ✓ Transmission rate up to 1,5Mbit/s



## Plug and Play

Simple Installation



### 1. Easy assembly

Different designs allow for simple assembly in any application – [DIN rail or control cabinet mount or due to IP65](#) directly within the application.



### 2. Easy installation

The radio link operates seamlessly, as soon as the devices are plugged in. [DATAEAGLE](#) is transparent – [just like a cable](#). There is no need for setting up in the configuration tool of the PLC.



### 3. Comprehensive diagnostics


At any point in time the radio connection can be monitored. [Access is possible via the radio device directly](#), the PLC or through a worldwide remote maintenance concept.





## Remote Maintenance Portal


Worldwide Connectivity to Your Machines





## Cable Connection

### Functional Principle



### Conventional cable connection

Data packages are sent between the PLC and the I/O Modules. Communications in a machine, between PLC, sensors and actuators is realized with standardized fieldbus systems such as PROFIBUS DP, PROFINET IO or CAN. Typically every millisecond telegrams are exchanged via the fieldbus.

### How many meters cable?

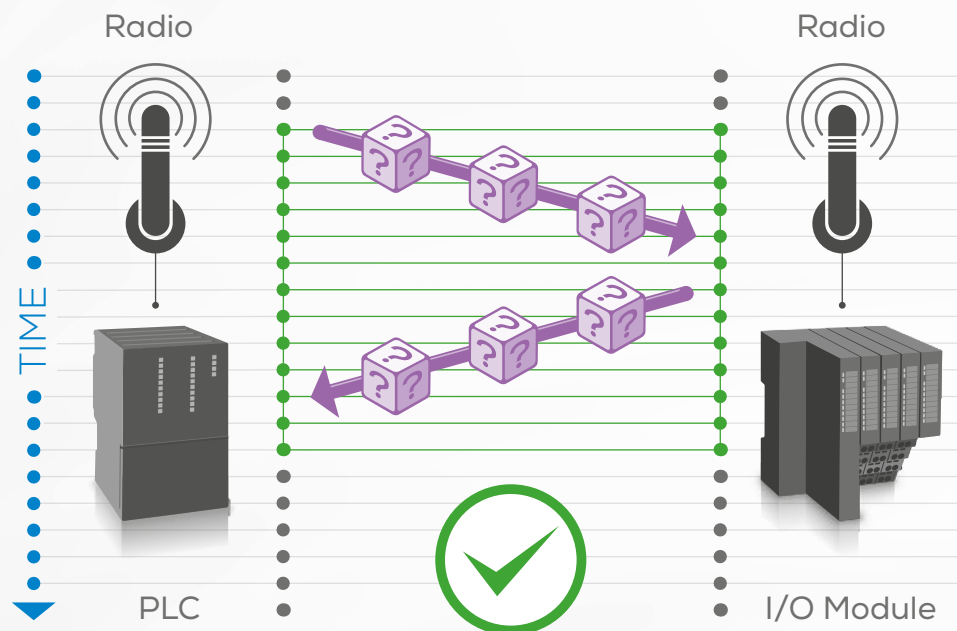
Most of the times there is more than one I/O Module that is connected to the PLC in the machine. Furthermore, mobile machines place high demands on a cable connection or even make cabling impossible.





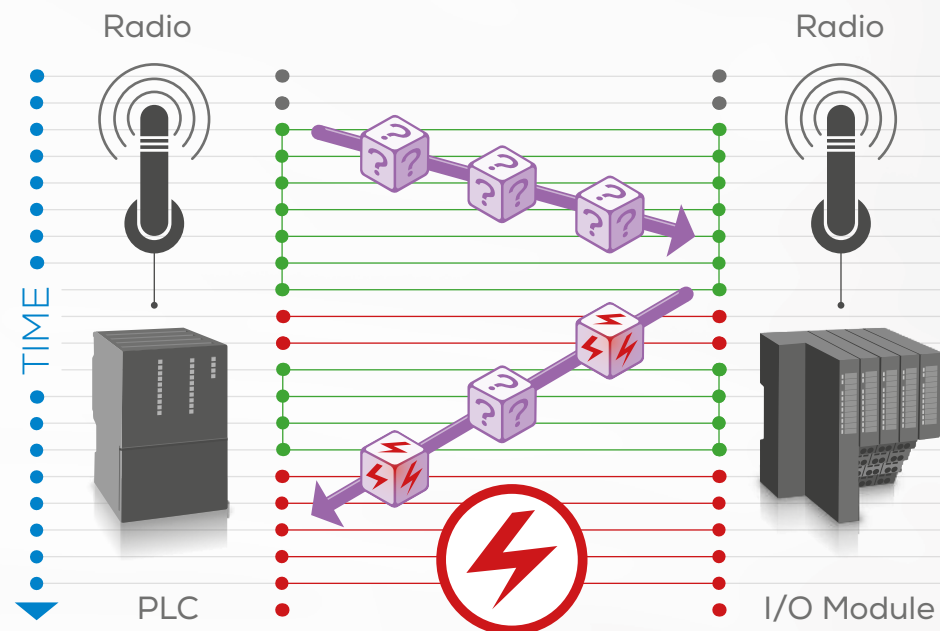
## Radio Link

### Data Transmission Principle



#### Response time via Radio – Within tolerance

Fieldbus transmissions can be realized with a radio link using wireless standards such as WLAN or Bluetooth by replacing the cable with two radio modules. The pre-set response time, normally between 16 ms and 128 ms, must be maintained to operate smoothly and failure-free.



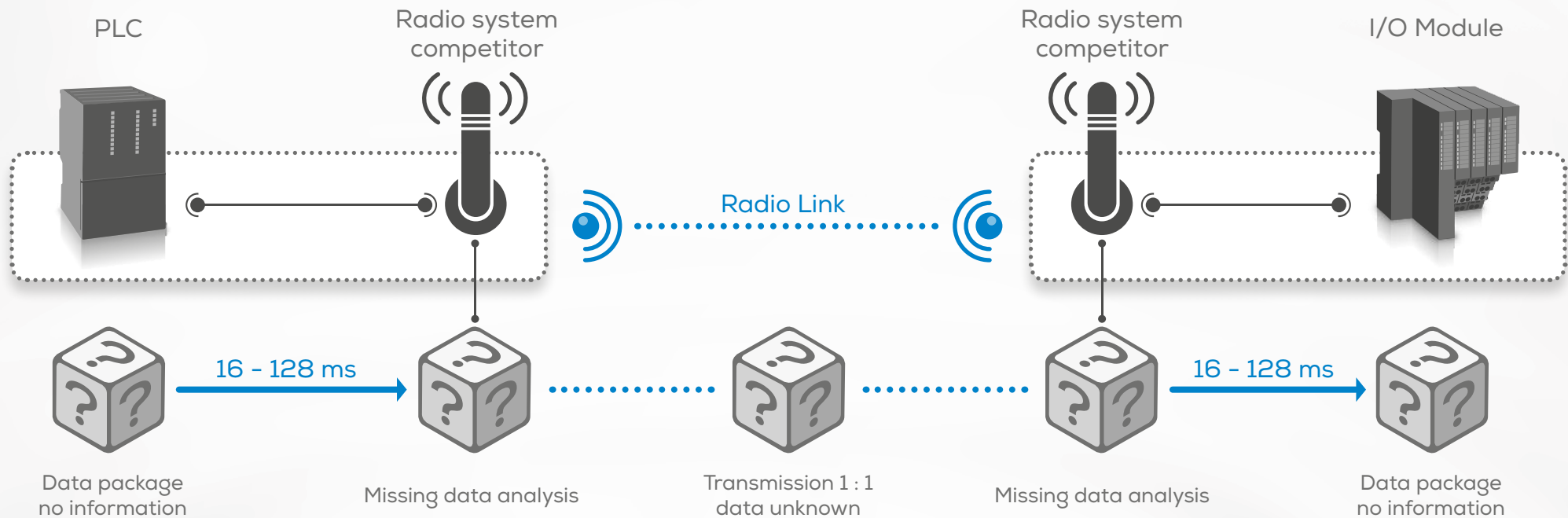
#### Response Time via Radio – Exceeding the Tolerance

If the response time is exceeded, e.g. caused by a radio interference from the environment, data packages will get lost and the PLC and I/O Module will head for bus-error condition. This can lead to lengthy machine downtimes and application halts, for example a cable car stopped for 2 to 3 hours.



# Wireless Transmission without DATAEAGLE

Conventional Radio Systems without Data Pre-processing



## 1 : 1 Transmission of Data Packages

Conventional radio systems transmit data packages without preprocessing or analyzing the content. The consequence is that **every data package must be transmitted**. This easily leads to radio link **overloads**.

## 1 : 1 Processing of Data Packages

Lost, broken or delayed data packages, which are caused by overload or transmission interference, lead to fieldbus errors and machine down-times. **The PLC is able to send new data packages every 16 - 128 ms** and the I/O Module process at that pace.



# Wireless Transmission with DATAEAGLE

Smart Radio



## Data Transmission with DATAEAGLE

The smart radio system **DATAEAGLE** performs a preprocessing of the data in the module itself. Patented algorithms check the data content, time stamps and redundancy and parse the data into small information blocks and if necessary temporarily store them. The fieldbus interface and the wireless transmission timing are separated in order to obtain an error-free operation. **Every millisecond a new data package can be processed.**

## Data Processing with DATAEAGLE

The aim of data pre-processing is to reach 100% availability of the machines and plants. **Due to this process lost or broken telegrams are reconstructed, furthermore, delayed packages are replaced and validated.** As a result, real-time capability is better than with conventional radio systems. Additionally, system failures caused by interferences can be prevented.





## Smart Wireless

Your Advantages in Detail

### Pre-Processing and Temporary Storage of Telegrams

The aim of pre-processing is to occupy the wireless channel as little as possible and to decouple the cable interface from the wireless medium. **All PROFIBUS and PROFINET telegrams, ordered according to the radio link's fieldbus participants, are temporarily stored in a database and content and attributes are analyzed.** This pre-processing allows for high PROFIBUS data rates of up to 1,5 Mbit without altering the PROFIBUS configuration as well as using wireless transmission standards.

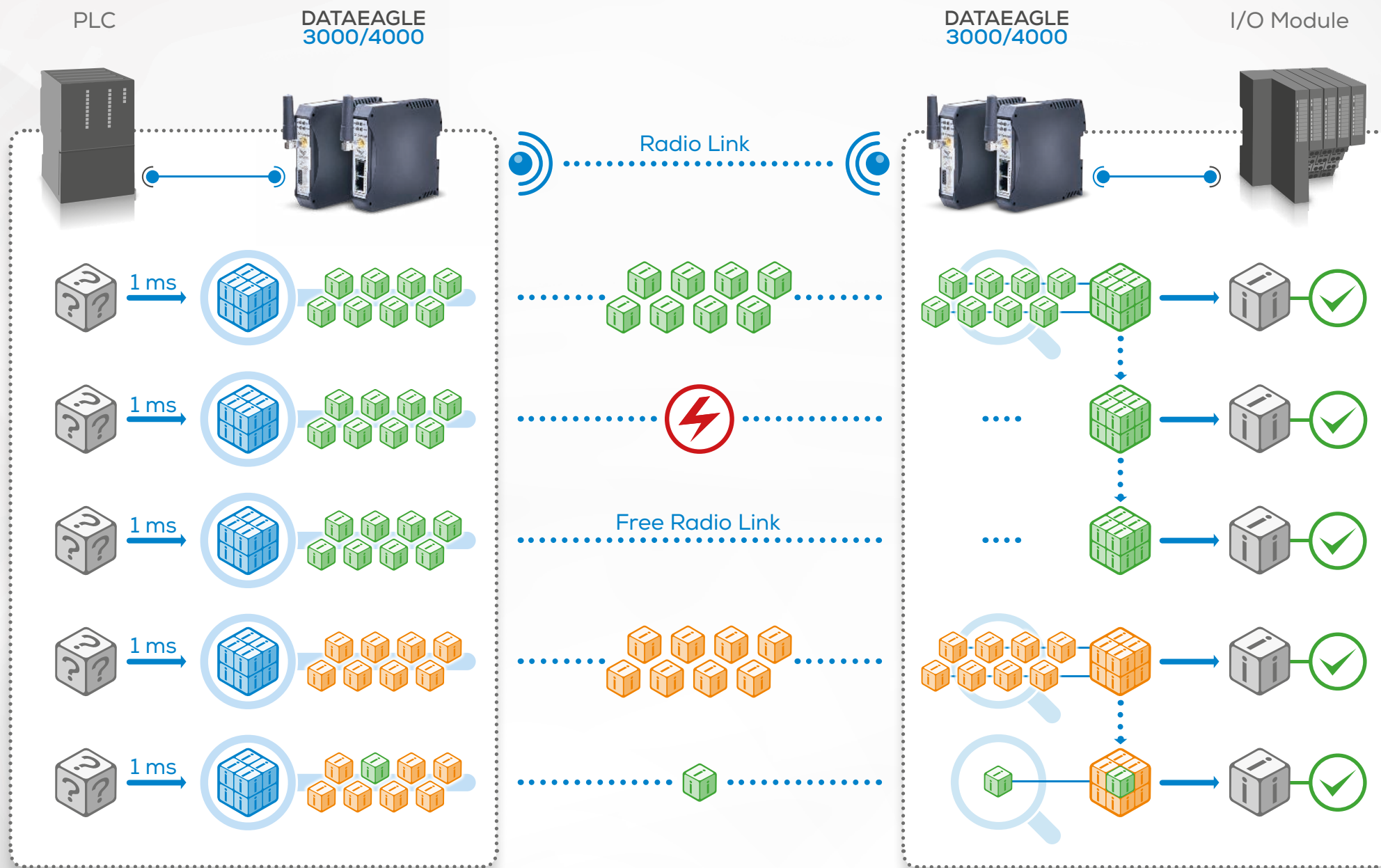
### Intelligent Firewall

The fieldbus master transfers cyclic data (**cycle time less than 1ms at a PROFIBUS speed of 1,5 Mbit/s**) to the slaves even though the content of the data packages stays the same. These PROFIBUS or PROFINET telegrams are recognized as such and filtered in order to reduce traffic on the radio link. **Only changing telegrams are transmitted and sent over the radio link.** Here, the actualization time after the radio link is about 20 ms.

### Setup and Monitoring of Filter Time

Within an adjustable filter time it is possible to maintain the PROFIBUS communication, even in the event of short transmission interferences. This helps avoiding bus errors and consequently system stops. Longer failures of the wireless connection, anyhow, are recognized and passed on to the PLC. In this case the control reacts as with a defective cable and activates all necessary safety functions. **The filter time can be adjusted between 20 ms and 20 s.**









## Application Examples

Thousands of wireless systems have successfully been implemented. Please find more references on our homepage



### New York – Roosevelt Island – The Cable Car operates safely

The installation equipped with a safety PLC should not cause disturbances at any time. The radio system [DATAEAGLE 3702A](#) was tested successfully and put in place in 2010. Since the terminal in Manhattan is located in E 60th Street but the cable car has to use the airspace above this street, it cannot run parallel but only in a very pointed angle to Queensboro Bridge. [The space restrictions, interferences and the high demands regarding safety and regulations for elevators are a challenge for any radio link.](#)



### Scheffer Crane Technology – Automatic Mode Cranes in Galvanization Plant

Fieldbus technologies are commonly used to automate modern crane and lifting equipment. Radio links are used to control moving parts to replace conductor lines. [DATAEAGLE 3000](#) allows application of wireless PROFIBUS. Galvanizing Plants are very highly automated, thus downtimes need to be avoided. To obtain this, [Bluetooth was chosen as a very secure wireless technology.](#) Radio link has worked for years without incident.



### Stage Equipment for Helene Fischer – The birds flies smoothly in every show 'BREATHLESS'

Stage equipment demands a stable and secure radio link together with utmost safety standards for human interaction. [DATAEAGLE 3702 wireless controls the bird on which Helene Fischer flies above the heads of the audience](#) in her concerts. Because of the 80 meter long and curvy track a cable connection to the bird was impossible. Thanks to our patented technology the team of [Schildknecht AG](#) as well as the stage technology teams SWL and Füllung & Partner are not left breathlessly.





### Jangtse Dam in China – DATAEAGLE helps building the dam

The river Jangtse in China is held back more than 660 km. The Three Gorges Dam is the biggest in the world. To build the 3 km wide wall cranes transported concrete to defined places. **DATAEAGLE 2320 with 500 mW transmission power and a safety PLC was used to open and close the concrete bucket.** This automated process works reliably in an environment where a cable connection is impossible.



### Drillship West Navigator – ATEX, Safety and marine approvals

**DATAEAGLE** radio systems successfully prove stable operation in a highly critical use case, the 253 m long drillship West Navigator of the Norwegian company Seadrill. **A wireless PROFIBUS and PROFISAFE connection is set up to the drill on the ship.** The drill is a fully automated machine unit, which holds together the drill rods weighing 750 tons. The requirements couldn't be more demanding – **Safety, explosion proved and marine approvals.**



### Smart Factory Industry 4.0 – Pioneers of the Smart Factory since 2008

For almost 10 years **Schildknecht AG** has been part of the competence center Smart Factory with the radio system **DATAEAGLE**. Thus, it contributes with innovative radio technologies to the vision of an intelligent factory, of **Industry 4.0** already becoming reality. The former plant was set up to have a **communication between the product (soap dispenser) and the machine via RFID**. **DATAEAGLE** was the link to a Bluetooth enabled cell phone which could be used to set up parameters in the machine and exchange information wirelessly.



## CONTACT US

LIBERTY IS WIRELESS



Schildknecht AG  
Haugweg 26  
D-71711 Murr  
Tel: + 49 7 144-897 18 0  
Fax: + 49 7 144-897 18 29  
[www.schildknecht.ag](http://www.schildknecht.ag)  
[office@schildknecht.ag](mailto:office@schildknecht.ag)



[www.schildknecht.ag](http://www.schildknecht.ag)